












# 2017 Alachua County Heart Walk

## 3-mile Full Route / 1-mile Survivor Route

-  3-mile route
-  1-mile Survivor Route
-  Start Line (Walk starts at 8 a.m.)
-  Survivors return to track after 1-mile route
-  Alternate route for dog walkers available for Zoo
-  VIP Parking
-  General Parking
-  Finish Line
-  Restrooms
-  Water Station



-  The Village
-  Capital City Bank
-  CHW Professional Consultants
-  UF Health
-  Concept Companies



NW 23rd Avenue

SF SANTA FE COLLEGE

The Village at Gainesville  
A SantaFe Senior Living Community