

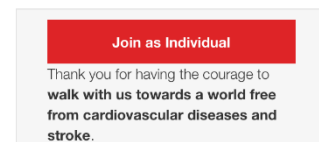
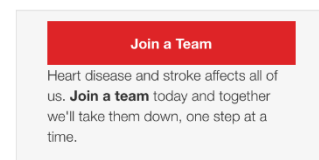
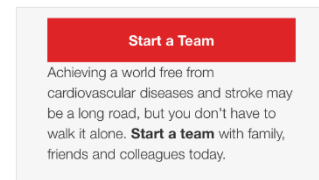
How to Register for the Heart Walk - Mobile

1. Click the menu on the top right side of your screen and select **Register**



2. **Start a Team, Join a Team, Join as Individual** (Choose to either *Join as a New Participant* or enter your username/password from previous participation.)

- ✓ If you clicked **Start a Team** that means you want to be a coach and recruit walkers to your team. Next choose the company your team should be listed under. If you don't see your company listed, contact your American Heart Association staff team to set up the company for you today.
- ✓ If you clicked **Join a Team** that means you want to be a member on an existing team. **Search** for your team name or by the company dropdown the team you wish to join is under. Click **Join** to sign up as a member of that team.
- ✓ If you clicked **Join as Individual** that means you wish to register for the walk independently.



3. Enter a fundraising goal (consider being a top walker and raising \$1,000!)
4. Make an extraordinary impact by making your personal **GIFT**.
5. Fill out your contact information.
6. Create your username and password.
7. **Waiver:** Click **I Agree** on the Waiver pop-up to complete your registration.
8. You will see a confirmation page – click continue to begin fundraising!

Your Participant Center will appear. From there you can:

- a. Customize your personal page by uploading a photo and sharing *your* WHY.
- b. Send emails to friends and family asking them to support your fundraising efforts for the Heart Walk.
- c. Post to social networks inviting your friends to donate.