



American Stroke Association®
A division of the American Heart Association.

CycleNation™

CYCLENATION MOVE MORE CHALLENGE

We could all use some help to move more and stay in touch. The CycleNation Move More Challenge will get you moving while protecting the hearts you love.



**Encourage
Movement**



**Relieve
Stress**



**Connect
Teams**



**Raise Lifesaving
Funds**

HOW IT WORKS

READY

Register for a CycleNation event and download or update your CycleNation app.

SET

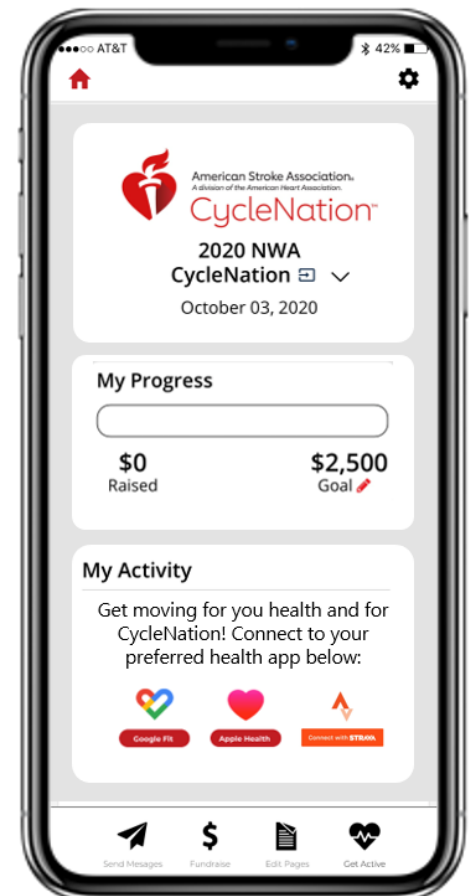
CycleNation continues the tradition of cycling, the heart of our event, however, this year you get to “define” your ride with our new physical activity tracker conveniently located in your CycleNation app!

Go beyond the bike and manually track minutes spent on any type of physical activity, giving you more ways to participate and define your ride.

Ask your network of family and friends to support you and the mission of the American Heart Association.

CELEBRATE

Keep an eye on your leaderboard. Top movers and fundraisers will be recognized!



**Raise funds
and raise
heartbeats**

Simply download and GO!





American Stroke Association®
A division of the American Heart Association.

CycleNation™

TOP TIPS FOR A WINNING MOVE MORE CHALLENGE

Ready to get a step ahead? Here are some ways to make your company's Move More Challenge a BIG success.



SET A GOAL

Rack up the minutes with a company goal. The AHA recommends 150 minutes per week. Imagine how many hours of heart-healthy activity you can accomplish together!



RECRUIT PARTICIPANTS

Make sure all your Team Captains and Riders are recruited before Move More Challenge begins and they have downloaded the CycleNation app so their minutes count!



MAKE A MATCH

Inspire your team to log more minutes with a company Minutes Match, for example, \$1 for every 10 minutes.



SPREAD THE WORD

Get everyone in the game! Teams can get healthier together AND stay connected.



START AT THE TOP

Sign up your CEO and other executives. If your company leaders are involved, your employees are more likely to be involved too.



CHEER THEM ON

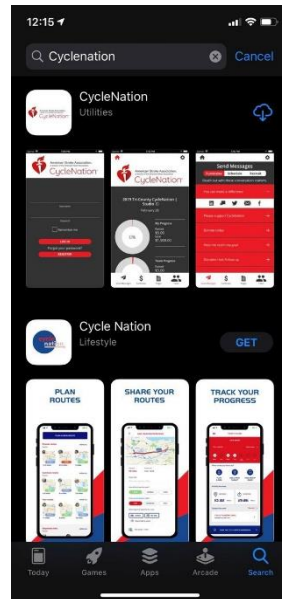
Send a weekly email to congratulate all your participants and update them as your company climbs the leaderboard. (And watch everyone's competitive spirit come out!)

CYCLENATION ACTIVITY TRACKER


NEW! The CycleNation app can now track your minutes right from your phone during this year's Move More Challenge!

DOWNLOADING THE APPLICATION

If you **DO NOT** already have the CycleNation App: Navigate to your Apple or Google App Store and search for "CycleNation"



If you **DO** already have the CycleNation App: Navigate to your account to update current apps and Click "Update"

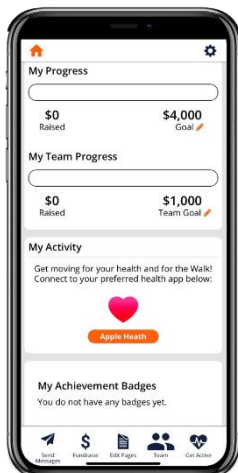


CONNECTING YOUR APPLE OR ANDROID DEVICE

with Apple Health, Google Fit or Strava


Apple

Click on Apple Health




Google

Click on Google Health



Strava

Click on Connect with Strava



Android users may be required to download Google Fit.

CYCLENATION ACTIVITY TRACKER

Authorizing Boundless Motion to retrieve your activity data in the CN app.
Navigate to Settings and turn on ALL categories

TRACKING YOUR PHYSICAL ACTIVITY!

You DO have an Activity Tracking Device

If your current tracking device, such as an Apple Watch or Garmin, is connected to either Apple Health or Google Fit, your historic mileage activity will automatically be retrieved in the CN app. You can also go beyond biking and manually track walking and running miles.

To track your Peloton miles - be sure to be connected through Apple or Google Health

You DO NOT have an Activity Tracking Device

You can record your cycling miles from within the CN app by clicking the green "Start" button. When you are done with your ride, you can press the red "Stop" button to save your workout. If you forget to track your mileage with a device, you can manually track miles from riding, walking or running. Click the "plus" button next to activities.

TECHNICAL SUPPORT

If you are having any technical issues within the app or the Activity Tracker our vendor, Boundless, is here to help directly through the app.

Navigate to the upper right-hand corner and click on the gear shift button. Scroll down and click on "Need App Support" You can then click on "New Support Ticket" to submit to Boundless.

