






American Heart Association®
Heart Walk®




The American Heart Association has recently integrated fundraising with Facebook! To utilize fundraising with Facebook, and ensure that the donations received go to your website and Tri-County Heart Walk, **be sure to utilize the steps below:**

REMEMBER: Start with the Heart (Walk website)!

1. Go to the Heart Walk website: www.heart.org/tricountywalk
2. Click Login in the upper right.
3. Login using your username and password
 - a. Not registered? **Register online** or e-mail Mike Long with questions.
4. Click Visit my HQ
5. Scroll down until you see a large blue box that reads "Reach Your Goal Faster"
6. Click the integration button: 
7. You will be prompted to log into Facebook if you are not already
8. Choose YES when Facebook asks if American Heart Association can manage your Fundraisers
9. The screen will refresh and let you know that 
10. You can click  to be directed to Facebook.
11. **Invite your Facebook friends to your Heart Walk fundraiser and watch the donations roll in!**
12. Donations will show up on the Heart Walk website as "Facebook fundraiser" but their names will remain on the Facebook fundraiser.

Please note: Donations that are received via Facebook that were not previously connected to your Heart Walk website will benefit our affiliate general fund and will **not** be credited to your Heart Walk website, your company's goals, or the Tri-County Heart Walk.

How do you know if it's connected?

Follow the steps above and if you see  you are all set!

Questions? Contact: Mike Long, Michael.long@heart.org 330.268.4635

www.heart.org/tricountywalk