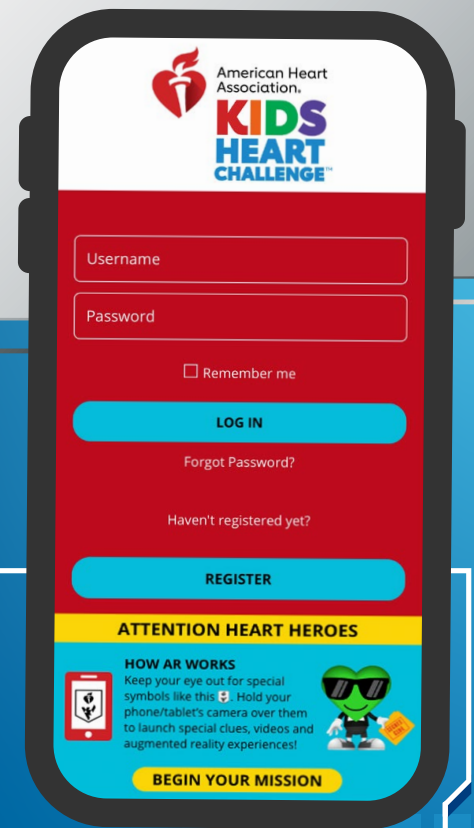



Participant KIDS HEART CHALLENGE MOBILE APP



Check your goals, see what gifts you've earned, email donors, play games, and watch the Heart Heroes come to life all with this handy mobile app.

STEP ONE: DOWNLOAD THE KHC APP

With your parent or guardian's permission, search "Kids Heart Challenge" in your app store. Then use your username and password to log in. (No username and password? Click either "Forgot Password?" or "Register for Event" if you haven't set a username and password yet.)



STEP TWO: GO EXPLORE!

-  Show your fundraising progress.
-  Manage your account preferences.





The icons at the bottom of the screen will guide you to lots of options for raising funds and communicating with donors.

-  Choose messages to send to your supporters via email, social media or text message.
-  Keep track of funds you've raised.
-  Play games, create your own avatar, watch videos and use your phone or tablet's camera to bring your Heart Heroes to life.
-  View and customize your personal fundraising page by uploading images and writing your own messages.
-  Join our Family Move More Challenge and get moving as a family for your own heart health. Use the app to keep track of your physical activity and progress!

STEP THREE: AR EXPERIENCE!

Enter the Heart ARcade.
Keep your eye out for scannable symbols like this for more AR experiences!



-  Play games with your Heart Heroes.
-  Create your own avatar.
-  Color your Heart Hero and watch them come to life.
-  Check out the AR mask.

STEP FOUR: MOVE MORE!

Start Moving!
Track your family's activity, complete challenges and score big on the leaderboard!
Don't forget to post your success on social!

