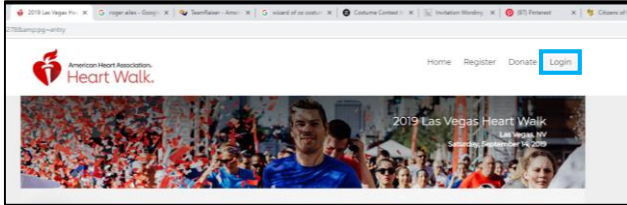
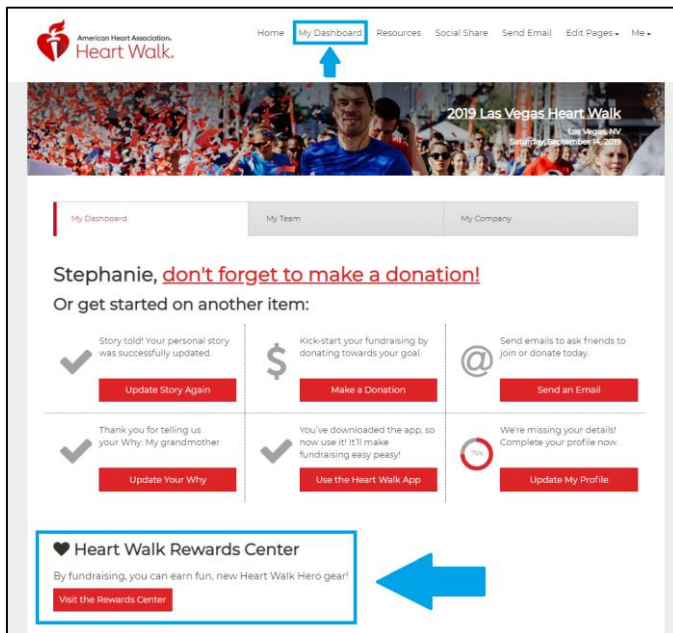


How to claim your Reward Center prizes Through the Heart Walk website


1. Go to the Heart Walk website: www.lasvegasheartwalk.org
2. Click “Login” at the upper right corner of the page



3. Once logged in, click on “My Dashboard” and then scroll down a little bit and click on “Visit the Rewards Center” button



4. If you have raised *at least* \$100.00, then your total points balance will appear to the left of the “How It Works” button.



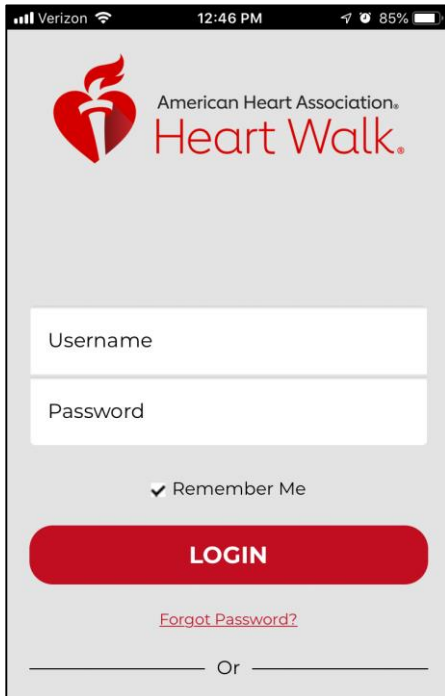
5. If you have *not* raised \$100, then you are not eligible for Reward Center items, yet. We know fundraising can be hard, but keep at it and you’ll have an available balance in no time!



6. Click on whichever item you are interested in (that is within your available points) and continue as prompted.

How to claim your Reward Center prizes Through the **Heart Walk Mobile App**

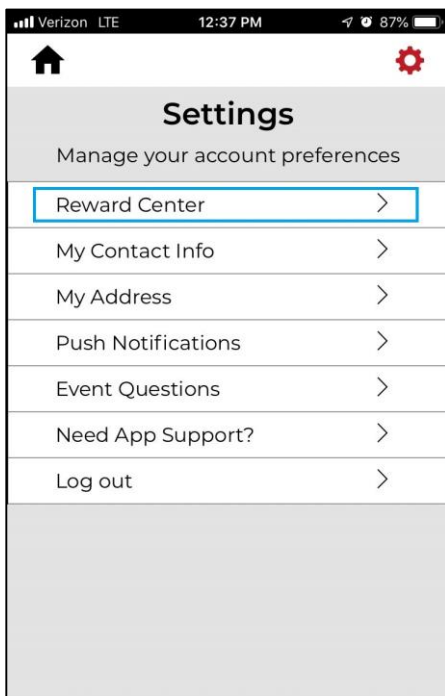
1. Log In on your Heart Walk Mobile App



2. Once logged in, click on Settings icon in the upper right corner



3. Choose "My Reward Center" in the menu



4. You will see your points balance (if you have raised at least \$100) and you can scroll down to choose the items you want.

